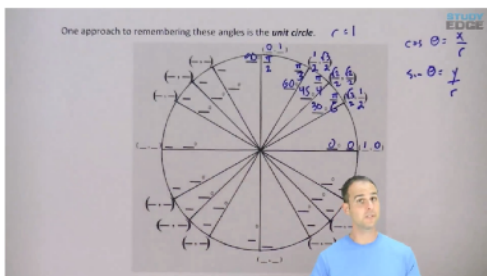


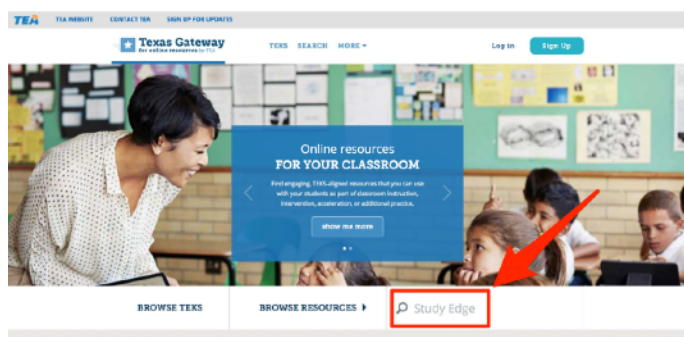
# Study Edge on the TEA Texas Gateway



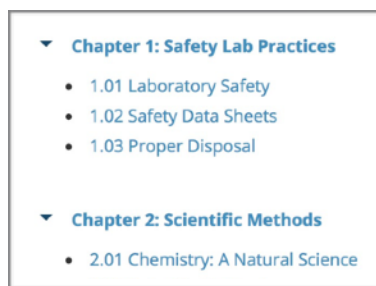
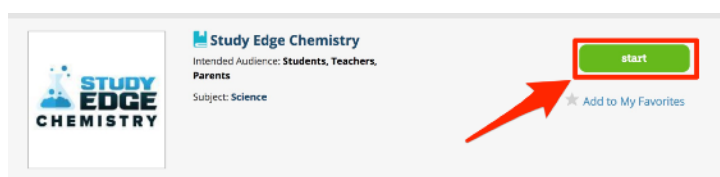
- Study Edge teamed up with the TEA to provide open-source instructional study guides and videos for high school: **Chemistry, Physics, Precalculus, and Statistics**
- 100% TEKS-aligned study guides and videos

## How to access Study Edge material on the Texas Gateway

1. Visit the Texas Gateway at [www.texasgateway.org](http://www.texasgateway.org)
2. Type **Study Edge** in the search field and press **Enter** or click the magnifying glass.



3. Select Study Edge Chemistry, Physics, Statistics, or Precalculus.
4. Click **start** or click on a specific chapter and concept.



5. Download and print the study guide (below the video player) that goes with the chapter and start watching.




6. Visit [www.studyedge.com/TEA](http://www.studyedge.com/TEA) for more information about how to use the resources in your classroom.

# How to access Study Edge videos through the Study Edge Chrome OS App

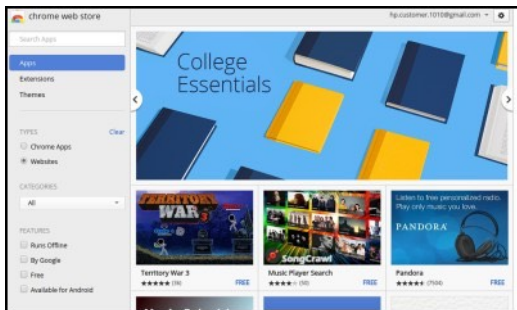
## Installing Study Edge on a Chromebook

Use the following steps to install the Study Edge app on your Chromebook:

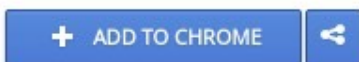
1. Open the **Chrome Web Store**.



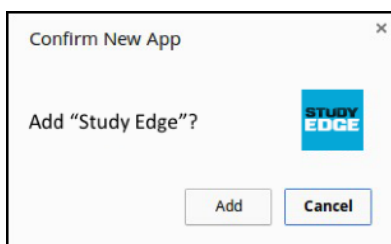
2. The Chrome Web Store opens in a new tab. Locate the **Study Edge** app by entering the name in the Search Apps box, or by scrolling through pages and collections in the app store.



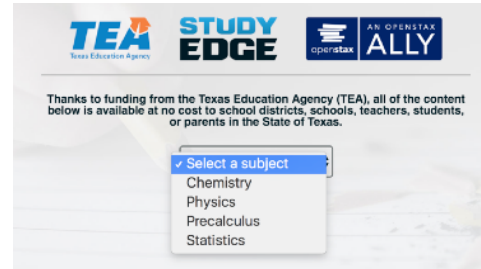
3. Click **ADD TO CHROME** to install the app.



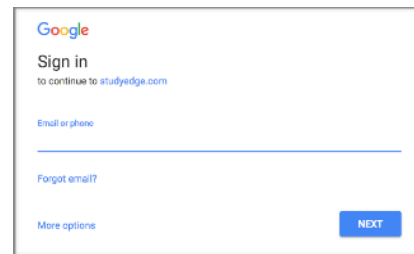
4. In the Confirm New App window, click **Add** to install the app.



5. Select your subject.



6. Login with your school Google email and password.



7. Choose a video or study guide.

